



Advent Activities

Years 6-12



A Promise-Keeping God




... Of the greatness
of his government and peace
there will be no end.

ISAIAH 9:7A (NIV)

Name: _____

Instructions


This booklet is a fun way to keep thinking about and learning from the Advent Bible Readings.




Each bubble has a suggestion for an activity!




Each bubble matches with one of the dates from the Advent Bible Readings.



The crosswords and find-a-words can be found at the end of this booklet.



Have fun!



November 28

Make an origami heart to remind you of the New Covenant!
(you can find lots of good instructions on how to make origami hearts online)

November 29

Find a space where you can jump and move around. How fast can you go from lying flat on the ground (as the straight way through the desert) to reaching up on your tip-toes (as a mountain)? Challenge a friend and see how fast they can do it!

November 30

Solve the Crossword Puzzle
(from this booklet on page 8)

December 2

Find a Christian song that reflects the themes of Zechariah's song and listen (or sing!) to it.

December 1

Make a word cloud using the passage. You could put the whole passage into a word cloud program on the computer or you could make your own version by writing the words that stand out to you from the passage onto a page and forming a shape.

December 3

Create a Memory Verse Card (or set of cards) to help you remember v8.

December 4

Draw what you think the eternal throne looks like!

December 5

Send a message to your Bible Study/Growth Group or to another Christian friend, encouraging them with how the Spirit has been at work in you this week.

December 6

Take a photo of the best/biggest/most beautiful tree you can find.

December 7

Bake or decorate biscuits that say Immanuel. You could bake biscuits to make each individual letter to spell Immanuel. Or you could decorate plain biscuits so they spell Immanuel.

December 8

Make a chatterbox with each flap saying something you're thankful for. You can use it the next time you pray to help you be thankful!

December 9

Solve the Find-a-Word Puzzle
(from this booklet on page 9)

December 10

Find a Christian song that reflects the themes of Mary's song and listen (or sing!) to it.

December 11

Go on a prayer walk. You could go alone or with a buddy. Reflect on the passage and how it might inspire you to pray or just pray through what is on your mind.

December 12

Find a space where you can jump and move around. How fast can you go from curled up on the ground (as the small town of Bethlehem Ephrathath) to stretching out your arms and legs as wide as possible (as the ends of the earth)? Challenge a friend and see how fast they can do it!

December 13

Solve the Crossword Puzzle
(from this booklet on page 10)

December 14

Create a Memory Verse Card (or set of cards) to help you remember v14.

December 15

Draw what you think a treasuring heart looks like.

December 16

Bake or decorate star biscuits. You could bake your own star-shaped biscuits. Or you could decorate plain biscuits so they look like stars or have star shapes on them.

December 17

Solve the Find-a-Word Puzzle
(from this booklet on page 11)

December 18

Make an origami bird to remind you of the dove at Jesus' baptism
(you can find instructions for how to make origami birds online)

December 20

Go on a prayer walk. You could go alone or with a buddy. Reflect on the passage and how it might inspire you to pray or just pray through what is on your mind.

December 19

Cut up an A4 piece of paper into about 8 pieces. On one side of the pieces of paper write a promise from God from the Bible. If you can think of more than 8 promises you can make more pieces of paper. Put the papers into a jar or other container. Next time you pray you can pick one of the pieces of paper out and use it in your prayers.

December 21

Take a photo of the sunrise.

December 22

Make a word cloud using the passage. You could put the whole passage into a word cloud program on the computer or you could make your own version by writing the words that stand out to you from the passage onto a page and forming a shape.

December 23

Create a Memory Verse Card (or set of cards) to help you remember v16-17.

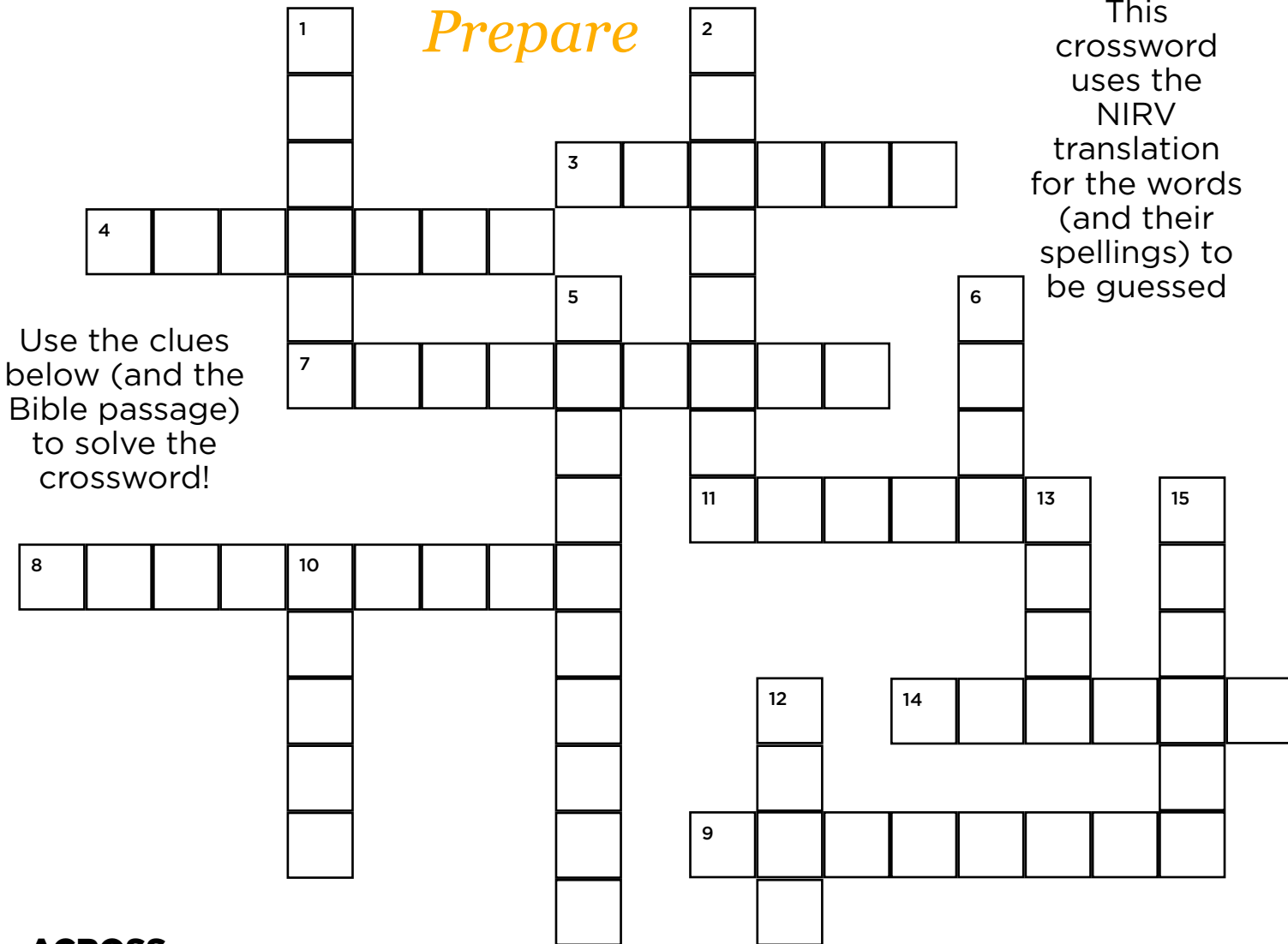
December 24

Send a message to your Bible Study/Growth Group or to another Christian friend, encouraging them with your testimony/story of how you came to know Jesus.

Luke 1:5-25

Prepare

This crossword uses the NIRV translation for the words (and their spellings) to be guessed



Use the clues below (and the Bible passage) to solve the crossword!

ACROSS

- 3 What 8 ACROSS was that meant he had to go to burn incense.
- 4 What the promised baby will help people to do.
- 7 Mother of 6 DOWN.
- 8 Father of 6 DOWN.
- 9 What 10 DOWN promises will happen to 7 ACROSS.
- 11 Not being able to speak.
- 14 What 7 ACROSS and 8 ACROSS did to God's Laws.

DOWN

- 1 Where 8 ACROSS went to burn incense.
- 2 How you would describe the promise of this baby and what he will do (also used to describe the gospel).
- 5 How 7 ACROSS and 8 ACROSS kept God's laws.
- 6 The name that must be given to the promised baby.
- 10 What appears at the right side of the altar to 8 ACROSS when he's burning incense.
- 12 Who 10 DOWN is from and who 7 ACROSS and 8 ACROSS love to follow.
- 13 Something that isn't a lie is this.
- 15 The job 8 ACROSS had.

December 9

Luke 1:39-45

Blessed

Find the words
below in the
Find-A-Word!

T O H G O D M C D W X Y J O H
E Z V P S V B W E D H L U S N
L C D O R V W E B A B Y M N L
I J M Z I O E S L V L F P F O
Z I A E J C M D W I E L E Y R
A K R C V E E I Y X E H D A D
B C Y H Y V H Z S W I V V O N
E X D A P I M N H E Z W E Q O
T U X R G O F B M K S B W D J
H D I I P T Y M X R T P F X U
Q N F A H O L Y S P I R I T D
J M E H Q S W J H C X H E P E
D V E K X K X M O S F Q Y A A
C D J L O E D R M Y T W Y W R
E Q C K Z J B L E S S E D Q I

*These words won't have a space between them in the Find-A-Word

Mary	Lord
Judea	Joy
Zechariah	Believed
Elizabeth	Promises
Baby	Jumped
Holy Spirit*	Voice
Blessed	Home
God	

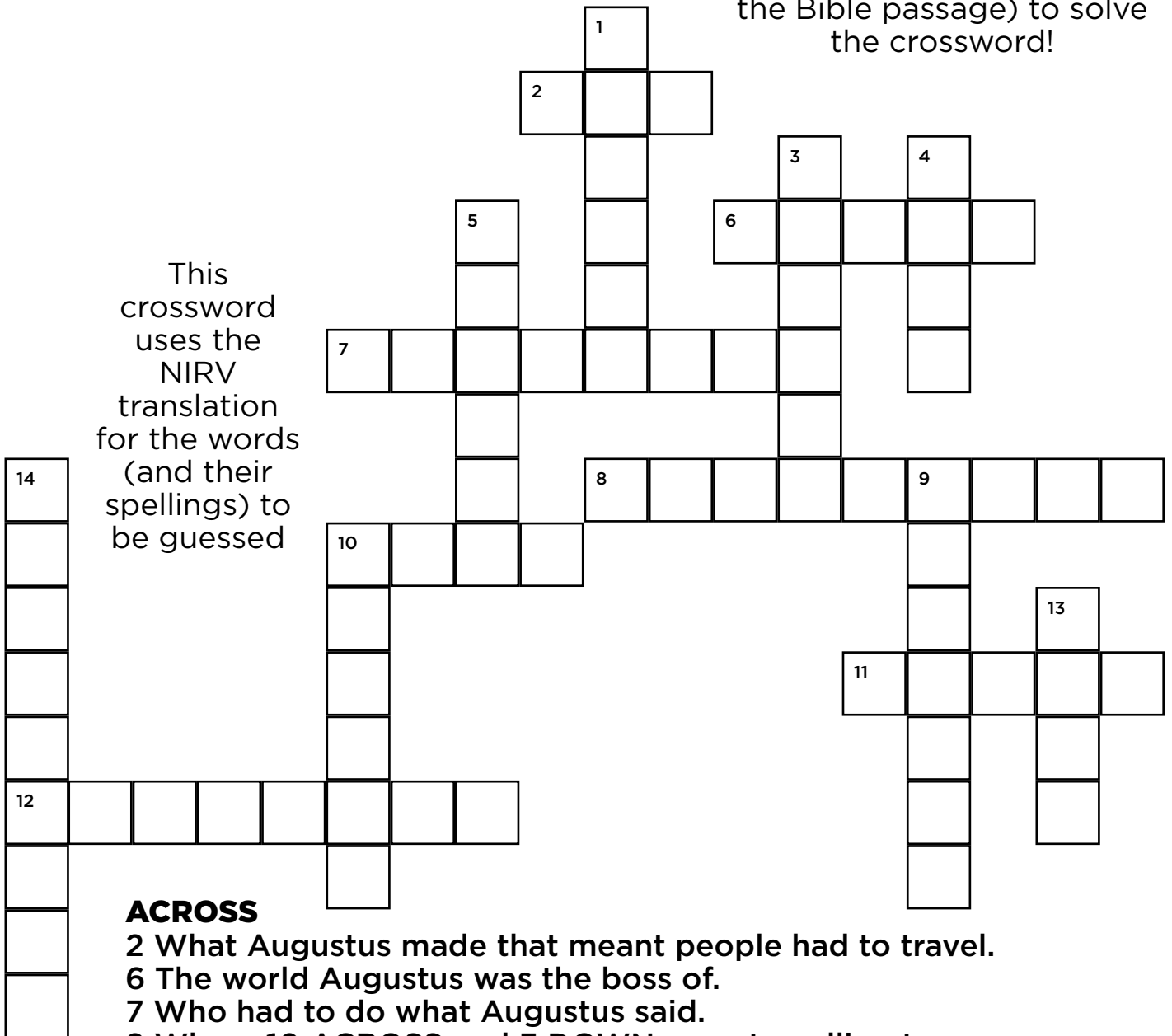
December 13

Luke 2:1-7

Manger

Use the clues below (and the Bible passage) to solve the crossword!

This crossword uses the NIRV translation for the words (and their spellings) to be guessed



ACROSS

- 2 What Augustus made that meant people had to travel.
- 6 The world Augustus was the boss of.
- 7 Who had to do what Augustus said.
- 8 Where 10 ACROSS and 3 DOWN were travelling to.
- 10 Jesus' mother.
- 11 Who 8 ACROSS is the town of.
- 12 Where 10 ACROSS and 3 DOWN were travelling from.

DOWN

- 1 The line 3 DOWN belonged to.
- 3 Jesus' father.
- 4 What 10 ACROSS gave birth to.
- 5 The title of Augustus.
- 9 What 10 ACROSS and 3 DOWN were to each other.
- 10 Where Jesus had to sleep once he was born.
- 13 How people were being counted and the reason for 2 ACROSS.
- 14 The Governor of Syria.

December 17

Luke 2:25-38

Promised

Find the words
below in the Find-A-
Word!

G P M J U G E N T I L E S D F
G O L N R F D R H G E H K O T
C G A V E T H A N K S B S J P
Q A N N A B M N B G O Z I M X
I N J B H P P D K N Q J M Z Y
S Q E Z M W L A V D Z J E Q W
R N R J J W E R Y O A Z O E I
A R U E M A R W L X S D N X C
E S S S S A L V A T I O N N G
L P A U M T E N M W X E A I O
O I L S M E G G X N U D G V D
R R E B R L O P R O M I S E L
Y I M F S U D T E M P L E D Y
D T A Q Q E O W A I T I N G Z
S O M Z P L F M E S S I A H Q

*These
words won't
have a space
between
them in the
Find-A-Word

Gave Thanks* Simeon
Godly Anna
Waiting Jerusalem
Promise Temple
Spirit Jesus
Salvation Messiah
Gentiles God
Israel